

# CHARLES RIVER APPAREL **DECORATION RESOURCE BOOK 2023**

General Information & Guidelines



For our decoration guide by style, visit [charlesriverapparel.com/resource-library](https://charlesriverapparel.com/resource-library) and download the Deco Guide.

**CONTACT INFORMATION:**

[art@charlesriverapparel.com](mailto:art@charlesriverapparel.com) | 800-225-0550 EXT. 2

# DECORATION 101

## EMBROIDERY

- Requires a DST (embroidery file)
- Need thread colors or PMS colors to offer the closest match
- We have a thread list available to send if you are unsure of PMS colors
- To quote, we need stitch count and quantity



## SCREEN PRINT

- Requires EPS/AI file for vector art
- Need PMS colors for imprint
- To quote, we need art size and quantity



## HEAT TRANSFER

- Requires EPS/AI file for vector art
- Need PMS colors
- To quote, we need a number of colors and quantity



**NEW!**

## CUSTOM HEAT TRANSFER PATCHES

- Requires EPS/AI file for vector art
- Need PMS colors
- To quote, we need a number of colors and quantity

**\*SEE NEXT PAGE FOR MORE DETAILS**



## CONTACT INFORMATION:

art@charlesriverapparel.com | 800-225-0550 EXT. 2

# DECORATION 101: A NEW METHOD

## CUSTOM HEAT TRANSFER PATCHES

Our new custom heat transfer patches are an ideal decoration method for detailed artwork and multiple colors. Stand out with a wide variety of mediums, including leather, PVC, and more!

Please note pricing is determined by artwork, quantity, and medium. Minimum order is 24 pieces and turnaround time is about 12-17 business days after proof approval. A set-up charge of \$50 applies to all orders under 100 pieces. For a quote, please contact Art Department at [art@charlesriverapparel.com](mailto:art@charlesriverapparel.com)

## CUSTOM HEAT TRANSFER PATCH EXAMPLES

Leather Patches




Print Stitch Patches



Embroidered Patches



PVC Emblems



Sublimated Patches



## CONTACT INFORMATION:

[art@charlesriverapparel.com](mailto:art@charlesriverapparel.com) | 800-225-0550 EXT. 2

EMBROIDERY UNITS				
STITCH COUNT	QTY 12 - 96	QTY 97-299	QTY 300-599	QTY 600+
7000	\$3.70	\$3.30	\$3.00	<b>CALL FOR QUOTE</b>
8000	\$4.00	\$3.60	\$3.30	
9000	\$4.30	\$3.90	\$3.60	
10000	\$4.60	\$4.20	\$3.90	
11000	\$4.90	\$4.50	\$4.20	
12000	\$5.20	\$4.80	\$4.50	
13000	\$5.50	\$5.10	\$4.80	
14000	\$5.80	\$5.40	\$5.10	
15000	\$6.10	\$5.70	\$5.40	
Additional 1,000 Stitches	\$0.30	\$0.30	\$0.30	

Orders of less than 12 pieces are subject to a \$50 less than minimum fee per location, plus \$8.95 each (up to 7,000 stitches)

DIGITIZING SERVICES: Orders less than 36 pieces:

- Up to 30,000 stitches is \$8.00 per thousand stitches
- Over 30,000 stitches, please call for quote
- Free digitizing on orders of 36 pieces or more
- No tape charges on reorders
- A \$15 fee will be added for each thread color change request

**Embroidery Personalization Pricing - No Digitizing/Tape Charge**

Quantities are per logo - name/title/individual	All Quantities
Personalization: One word or number only (such as first name)	\$4.75 each
Personalization: One additional word	\$1.00 each

SCREEN PRINT PRICES						
QTY per location, per color	Screen Charges	QTY 12-35	QTY 36-96	QTY 97-299	QTY 300-599	QTY 600+
1 COLOR	\$25.00	\$2.90	\$2.60	\$2.45	\$1.85	<b>CALL FOR QUOTE</b>
2 COLOR	\$50.00	\$4.40	\$3.90	\$3.65	\$2.95	
3 COLOR	\$75.00	\$5.90	\$5.20	\$4.85	\$4.05	

- Orders of less than 12 pieces are subject to a \$50 less-than-minimum fee, plus screen charges of \$25 - new or reorder. \$8.95 for each imprint - one color only
- Underlay \$0.30 per location. When printing light colors on dark garments an underlay is needed. An underlay is a primer coat that allows color(s) to appear as they should. Most garments require an underlay.
- No screen charges on re-orders
- Color change charge (required with multi-color designs): \$30 per color, per logo. Minimum 12 pieces.

HEAT TRANSFER PRICES			
Size (sq. in)	QTY 24-299	QTY 300-1000	QTY 1000+
6	\$3.25	\$2.75	\$2.50
7	\$3.50	\$3.00	\$2.75
8	\$3.75	\$3.25	\$3.00
9	\$4.00	\$3.50	\$3.25
10	\$4.25	\$3.75	\$3.50
11	\$4.50	\$4.00	\$3.75
12	\$4.75	\$4.25	\$4.00

- 3M™ Reflective - add 25% to normal run charge
- Minimum order is 24 pieces. Orders less than 24 pieces are subject to a \$50 less-than-minimum fee per location, plus \$8.95 each (up to 6 inches)
- Set-up charge - \$15, no set-up charge for orders of 36 pieces or more
- Offered on nylon, microfiber, polyester, polyknit, waterproof, and sweatshirt fabrics

HEAT TRANSFER PATCH/EMBLEM PRICES
<ul style="list-style-type: none"> <li>• Options include: embroidered patches, leather patches, print stitch patches, PVC emblems, sublimated patches, woven patches, and 3D embroidered patches.</li> <li>• Minimum order is 24 pieces</li> <li>• Set-up charge - \$50, not setup charge for orders of 100 pieces or more</li> <li>• Price varies dependent upon option(s) selected. Please contact Art Department for a quote.</li> <li>• Please allow 12-17 business days for production time after proof approval.</li> </ul>

## ADDITIONAL CHARGES

- Individual Polybag: **\$0.50 per piece**
- Poncho Re-bagging: **\$0.75 per piece**
- For orders shipping to multiple locations, a **\$4.95** charge **per location** will be assessed on each additional "ship to" address.
- Pre-ticketing/Barcoding: **\$0.50 per piece**

## RUSH ORDERS

Rush orders are any order that is needs to ship in under 12 days with a firm in hand date.

- 25% of the Deco run charge, with a minimum fee of \$50

**IF THE DECO CHARGES ARE UNDER \$200 THEN THE \$50 LTM WILL APPLY**

- Rush orders aren't confirmed until a member of the Deco Team has approval to schedule

### CONTACT INFORMATION:

art@charlesriverapparel.com | 800-225-0550 EXT. 2



# LESS THAN THE MINIMUM PRICING

## EMBROIDERY

- 12 piece minimum
- Digitizing fee is \$8.00 per thousand stitches for DST file
- \$8.95 per location (under 7,000 Stitches)
- \$0.30 additional per thousand stitches
- \$50 less than minimum fee per location



## SCREEN PRINT

- 12 piece minimum
- \$25 per screen
- \$8.95 per location (1 color)
- \$1.00 per additional color
- \$50 less than minimum fee per location



## HEAT SEAL

- 24 piece minimum
- \$15 set-up fee
- \$8.95 per location (up to 6 square inches)
- \$0.25 per additional square inches
- \$50 less than minimum fee per location



## CONTACT INFORMATION:

art@charlesriverapparel.com | 800-225-0550 EXT. 2

# PERSONALIZATION

## CUSTOMER MUST INCLUDE:

- Font (See examples to the right)
- Color
- Size
- Location

A template from Charles River Apparel is available to be completed and reviewed

- One word or number: \$4.75
- One additional word: \$1.00
- No digitization/tape charges
- Text cannot exceed 4 inches wide
- Average personalizations are half-an-inch tall
- Character length per line depends on the font and size



VIRTUAL PROOFS WILL **NOT** BE SENT  
WITH EACH INDIVIDUAL PERSONALIZATION.  
**ONE** SAMPLE WILL BE PROVIDED.

## CONTACT INFORMATION:

art@charlesriverapparel.com | 800-225-0550 EXT. 2

# IMAGES

## WHAT IS A VIRTUAL SAMPLE?

- A virtual sample is a digital representation of how a logo will look on an item. This is a general guide, not a production proof. Virtual samples are created when a customer does not have an official P.O., but needs something to show the client. Your Charles River Apparel Sales Rep can help with requesting virtual samples.

## WHAT IS A VIRTUAL PROOF?

- A virtual proof is created once we receive a P.O for a decorated order that details the colors, art size, placement, and additional details. This is used for production and **MUST** be approved by the customer prior to production. Virtual proofs are typically sent out 24-36 hours following a sales order being sent.

## WHAT IS A WEB IMAGE?

- Once an order is produced and the customer needs a jpeg image of their product with the logo, we can create a file for the customer. This request should be sent to [art@charlesriverapparel.com](mailto:art@charlesriverapparel.com) and is completed by decoration. Web images cannot be completed until we have an approved proof.

### CONTACT INFORMATION:

[art@charlesriverapparel.com](mailto:art@charlesriverapparel.com) | 800-225-0550 EXT. 2



# LAYDOWN STITCH

A knock-down fill is usually a set of two light(er) density fills programmed at opposing angles that are applied before an actual design is embroidered. The idea is to use the light fill as a mesh to hold down the pile. What is most noticeable is the design will now have a very discernible edge.

Laydown Stitch: Newport 5876, 9876, 5978	COLOR	PMS COLOR	MADEIRA POLYNEON	ROBINSON ANTON
	Sand 134	7528C	Tan Madeira 1884	Basket Beige 9126
	Charcoal	Cool Grey 11C	Charcoal Madeira 1619	Aged Charcoal 5865
	Powder Pink 339	196C	Petal Pink Madei- ra 1816	Pink Joy 9030
	Light Grey 014	Cool Grey 7C	Cool Grey 10C 1615	Grey Flannel 9117
	Navy 040	286C	Navy 1976	PN Navy 5687


## CONTACT INFORMATION:

art@charlesriverapparel.com | 800-225-0550 EXT. 2

# DECORATION RECOMMENDATIONS: NEWPORT FLEECE

- A knock-down fill is usually a set of two light(er) density fills programmed at opposing angles that are applied before an actual design is embroidered. The idea is to use the light fill as a mesh to hold down the pile. What is most noticeable is the design will now have a very discernible edge.
- Only you and your customer can say if this is an acceptable trait, but it is something you should be aware of. If possible, plan for this material from the start. If you have the ability to create a design from the ground up, you can significantly impact the need to do anything special to the material. While this may not work in all situations, it will in many. Big, bold columns lend themselves much better to higher-density top stitches and aggressive underlays like a double zig-zag underlay. A double zig-zag underlay can go a long way to taming a deep pile, but if your column stitches are too narrow, then a double zig-zag may be too many stitches in too small a space.

## LAYDOWN STITCH EXAMPLE: (WITH AND WITHOUT)



Logo with Laydown Stitch  
applied beneath

Logo without Laydown Stitch  
applied beneath

## CONTACT INFORMATION:

art@charlesriverapparel.com | 800-225-0550 EXT. 2

# SAMPLE STITCH COUNTS



2,878  
STITCHES



2,955  
STITCHES



4,867  
STITCHES



8,613  
STITCHES




31,866  
STITCHES



4,816  
STITCHES



9,643  
STITCHES



14,758  
STITCHES

## CONTACT INFORMATION:

art@charlesriverapparel.com | 800-225-0550 EXT. 2



# DECORATION RECOMMENDATIONS: CAMDEN CREW



## UNDERLAY WITH COLOR

Recommended for  
brighter colors

## ONE COLOR, DISTRESSED FILTER

Recommended for a  
"vintage" look and  
feel to complement the  
nature of the fabric

## ONE COLOR, NO UNDERLAY


Recommended for a  
softer appearance,  
worn-in in look

### CONTACT INFORMATION:

art@charlesriverapparel.com | 800-225-0550 EXT. 2

# DECORATION DON'T: EMBROIDERY ON CAMDEN CREW

The texture of the fabric doesn't lend it's self well to embroidery. In large areas, the fabric will show through. On smaller logos the fabric will break apart the stitches. Over time this could lead to fraying and breaking of threads.



## CONTACT INFORMATION:

art@charlesriverapparel.com | 800-225-0550 EXT. 2



# HEAT SEAL: WHAT IS A CONTOUR CUT?

## CONTOUR CUT

When a logo has small text or objects it will require a contour cut around the image. This makes it appear more like a sticker. The color of the garment is matched as best as possible.



## HEAT SEAL

A good option for large logos that are multi-dimensional, have a lot of color and details, but not small objects that require a contour cut.



## CONTACT INFORMATION:

art@charlesriverapparel.com | 800-225-0550 EXT. 2