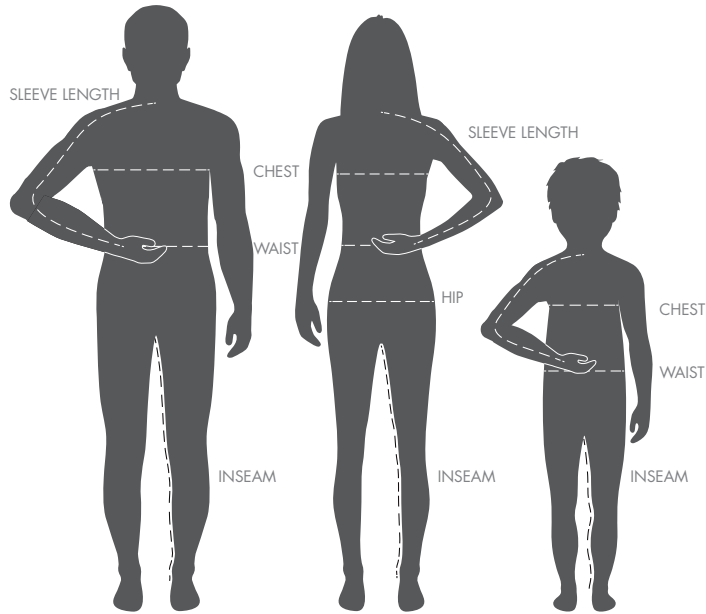


CHARLES RIVER APPAREL FIT GUIDE



MEASUREMENT GUIDE

CHEST/BUST: Tape measure should be placed under arms. Measure at the fullest circumference around your chest.

WAIST: Measure your natural waistline around the narrowest circumference of your waist.

HIPS: Measure at the fullest circumference around your hips.

SLEEVE LENGTH: With elbow bent slightly, measure from center back of your neck, over the shoulder, over to the slightly bent elbow and down to the outer wrist.

INSEAM: Stand and measure the line where the two parts of a pair of pants are sewn together (top of the inside of the leg) to the bottom of your ankle bone.

These sizes and body measurements are intended as a guide to assist with sizing – these are not exact garment measurements. Locate your measurements below, and the chart will tell you the approximate Charles River Apparel size you should fit into. Style specific measurements can be found on our product spec sheets, which are available to download on every product detail page on our website.

MEN'S SIZE

	XS	S	M	L	XL	2XL	3XL	4XL	5XL
CHEST	33 - 34	35 - 37	38 - 40	42 - 44	46 - 48	50 - 52	54 - 56	58 - 60	62 - 64
WAIST	27 - 28	29 - 31	32 - 34	36 - 38	40 - 42	44 - 46	48 - 50	52 - 54	56 - 58
SLEEVE LENGTH	30.5 - 31.5	32 - 32.5	33 - 33.5	34 - 34.5	34.5 - 35	35 - 35.5	36 - 36.5	36.5 - 37	37.5 - 38
INSEAM LENGTH	30	30.5	31	31.5	32	32	32	32	32

*For tall sizes: add 1" to the above sleeve length measurement and add 2" to the above inseam length measurement

WOMEN'S SIZE

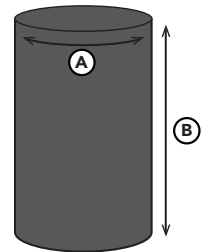
	XS	S	M	L	XL	2XL	3XL
SIZE	2/4	6/8	10/12	14/16	18/20	22/24	26/28
CHEST	32 - 33	34 - 35	36 - 38	39 - 41	42 - 44	46 - 48	50 - 52
WAIST	24 - 25	26 - 27	28 - 30	31 - 33	34 - 36	38 - 40	42 - 44
HIP	34.5 - 35.5	36.5 - 37.5	38.5 - 40	41.5 - 43	45 - 47	48 - 50	52 - 54
SLEEVE LENGTH	30 - 30.5	30.5 - 31	31.5 - 32	32 - 32.5	32.5 - 33	33.25	33.5
INSEAM LENGTH	30.5	30.5	30.5	30.5	30.5	30.5	30.5

YOUTH SIZE

	XS	S	M	L	XL
SIZE	5/6	7/8	10/12	14/16	18/20
CHEST	25 - 26	26 - 28	28 - 30	31 - 33	34 - 36
WAIST	22 - 23	23 - 24	25 - 26	27 - 28	29 - 30
SLEEVE LENGTH	21 - 22	23 - 24	25 - 27	28 - 30	31 - 32
INSEAM LENGTH	21	23	25	27.5	30

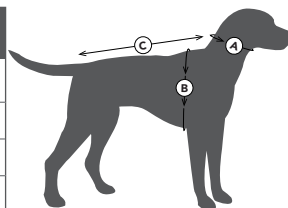
NECK GAITER

	ONE SIZE
(A) 1/2 OF CIRCUMFERENCE	9.5"
(B) HEIGHT	16.5"



DOGGIE RAIN JACKET SIZE

	XS	S	M	L	XL
(A) NECK	8"-10"	10"-12"	12"-14"	14"-16"	16"-18"
(B) CHEST	10"-14"	14"-18"	18"-22"	22"-26"	26"-30"
(C) LENGTH	6"-8"	8"-12"	12"-16"	16"-20"	20"-24"



VIROMASK SHIELD WITH HEIQ™ V-BLOCK TECHNOLOGY

	ONE SIZE
(A) FRONT HEIGHT	6.75"
(B) BACK HEIGHT	2.75"
(C) OVERALL WIDTH	9.25"

